

K.U.M.M's Vasantao Naik College of Arts and Commerce,
Murud-Janjira
AQAR 2018-19

Student Satisfaction Survey (Key Indicator 2.7.1)
Under Criteria II on Teaching-Learning and Evaluation

2.7 Student Satisfaction Survey

2.7.1 Student Satisfaction Survey (SSS) on overall institutional performance
(Institution may design the questionnaire) (results and details be provided as weblink)

Objective: For the NAAC AQAR (2018-19), Students Satisfaction Survey (SSS)

was conducted among the Students of the college. The objective of SSS was to measure the student's level of satisfaction on their experiences with Vasantao Naik College of Arts and Commerce, Murud-Janjira covering the teaching learning process in the areas as shown below:

- a. Teaching-Learning Process
- b. Effectiveness of Communication
- c. Teaching-learning Resources
- d. Counseling Experience of Students
- e. Assessment Methods Survey Methodology

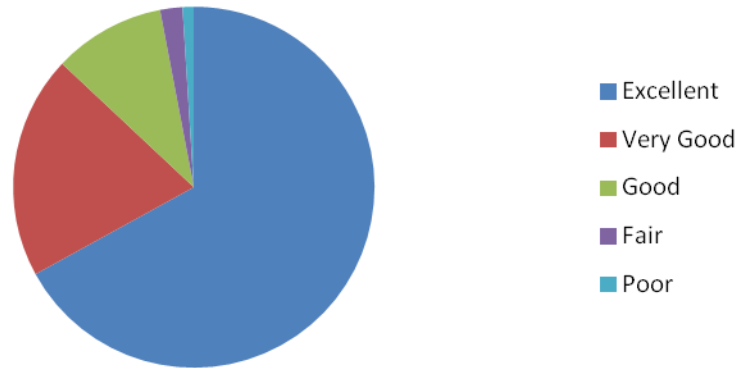
The Survey covered all active students where they are required to complete the Student Satisfaction Survey from offline. The survey responses from 100 students were electronically tabulated for analysis and for continual improvement to processes and systems

Student Satisfaction Survey on Teaching Learning Process

No.	Questions	Excellent	Very Good	Good	Fair	Poor
1	How much of the syllabus was covered in the class?	67	20	10	2	1
2	How well did the teachers prepare for the classes?	52	34	11	3	0
3	How well were the teachers able to communicate?	69	20	9	2	0
4	The teacher's approach to teaching can best be described as	69	27	12	2	0
5	Fairness of the internal evaluation process by the teachers	65	22	12	0	1
6	Was your performance in assignments discussed with you?	69	22	5	2	2
7	The institute takes active interest in promoting internship, student exchange, and field visit opportunities for students.	67	15	10	6	2
8	The teacher and mentoring	41	43	13	3	0

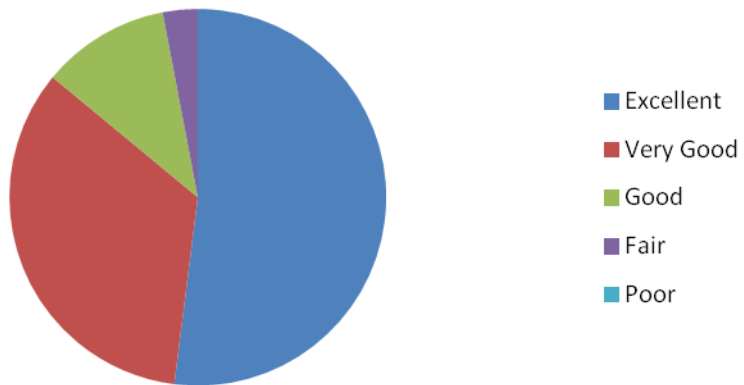
	process in your institution facilitates you in cognitive, social and emotional growth					
9	The institution provides multiple opportunities to learn and grow	53	39	7	1	0
10	Teachers inform you about your expected competencies, course outcomes and programme outcomes	61	33	5	0	1
11	Your mentor does a necessary follow- up with an assigned task to you	59	31	6	2	2
12	The teachers illustrate the concepts through examples and applications	64	31	3	2	0
13	The teachers identify your strengths and encourage you with providing right level of challenges	66	27	4	2	1
14	Teachers are able to identify your weaknesses and help you to overcome them	63	19	9	6	3
15	The institution makes effort to engage students in the monitoring, review and continuous quality improvement of the teaching learning process	68	29	2	1	0
16	The institute/ teachers use student centric methods, such as experiential learning, participative learning and problem solving methodologies for enhancing learning experiences	57	30	8	3	2
17	Teachers encourage you to participate in extracurricular activities	60	32	6	1	1
18	Efforts are made by the institute/ teachers to inculcate soft skills, life skills and employability skills to make you ready for the world of work	58	33	4	3	2
19	What percentage of teachers use ICT tools such as LCD projector, Multimedia, etc. while teaching	41	38	12	5	4
20	The overall quality of teaching-learning process in your institute is very good	59	34	5	1	1

How much of the syllabus was covered in the class?



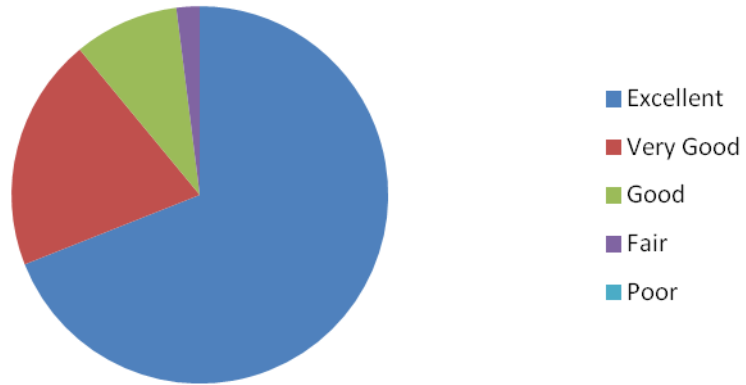
1.

How well did the teachers prepare for the classes?



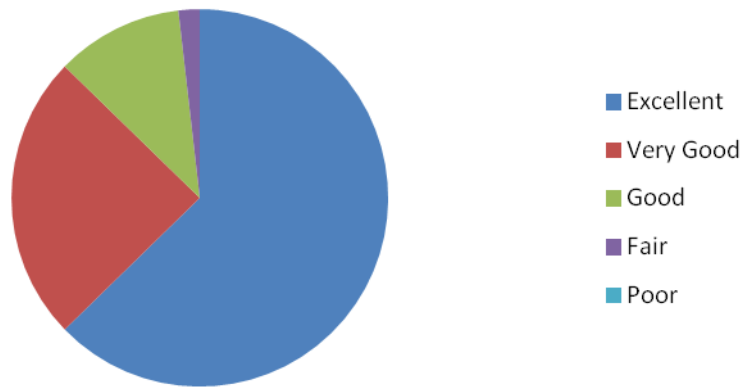
2.

How well were the teachers able to communicate?



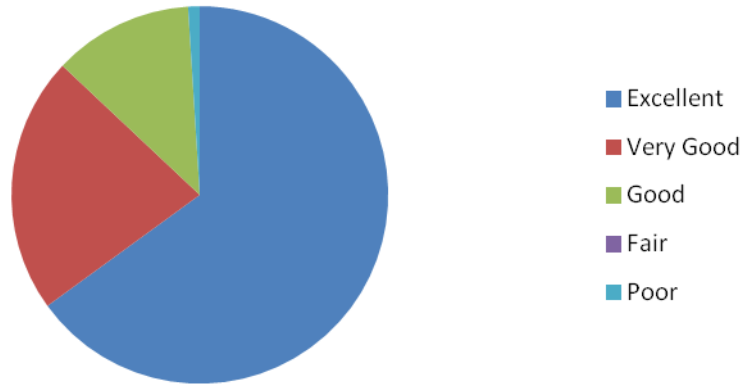
3.

The teacher's approach to teaching can best be described as



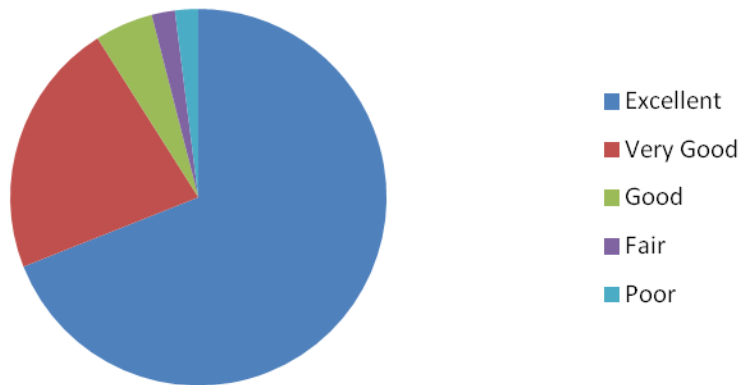
4.

Fairness of the internal evaluation process by the teachers



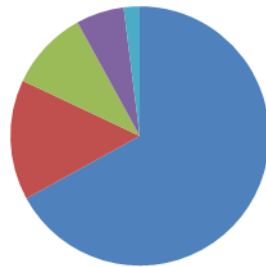
5.

Was your performance in assignments discussed with you?



6.

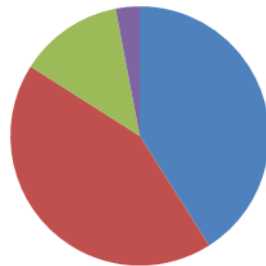
The institute takes active interest in promoting internship, student exchange, and field visit opportunities for students.



■ Excellent
■ Very Good
■ Good
■ Fair
■ Poor

7.

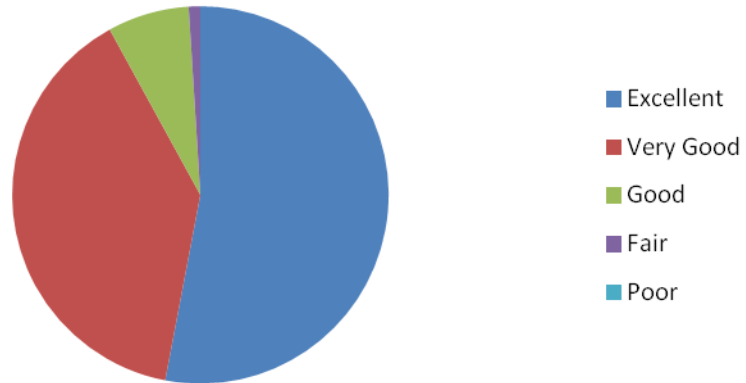
The teacher and mentoring process in your institution facilitates you in cognitive, social and emotional growth



■ Excellent
■ Very Good
■ Good
■ Fair
■ Poor

8.

The institution provides multiple opportunities to learn and grow



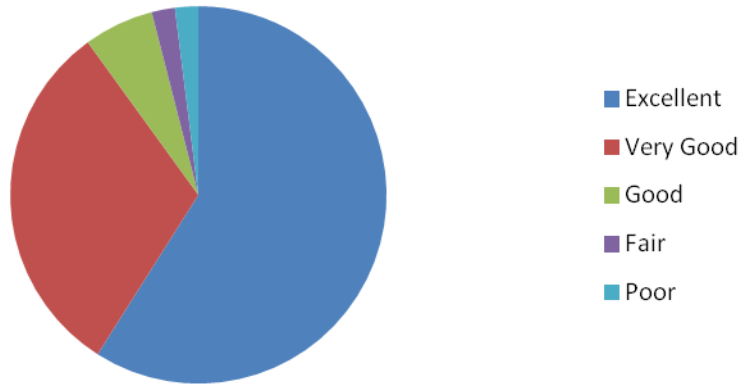
9.

Teachers inform you about your expected competencies, course outcomes and programme outcomes



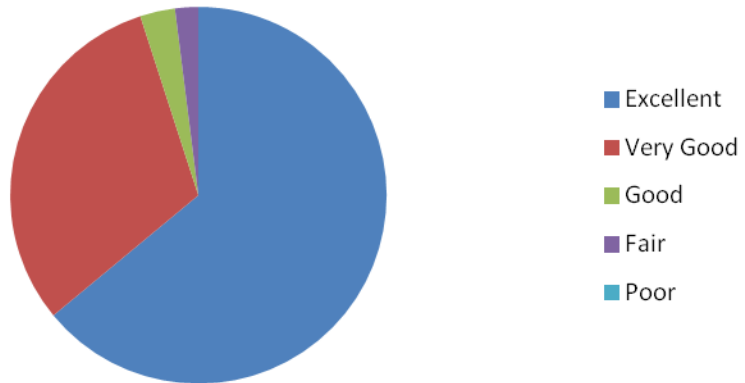
10.

Your mentor does a necessary follow-up with an assigned task to you



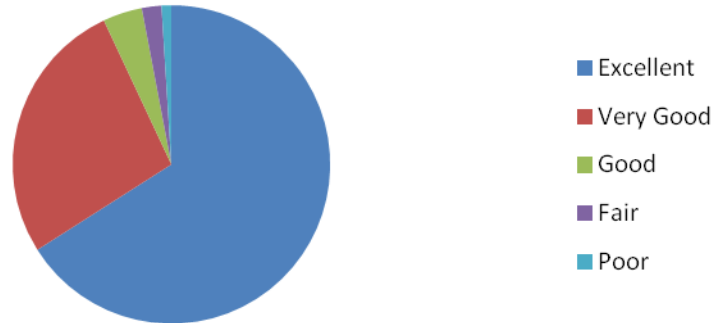
11.

The teachers illustrate the concepts through examples and applications



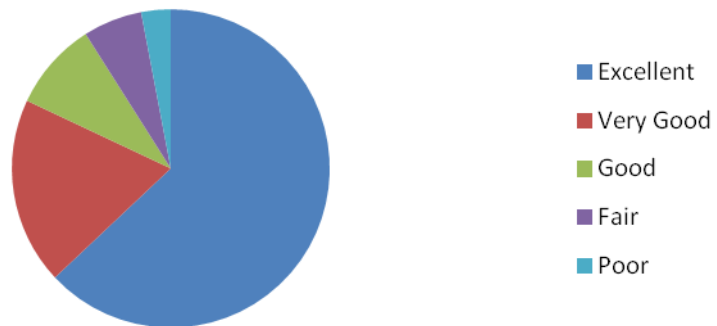
12.

The teachers identify your strengths and encourage you with providing right level of challenges



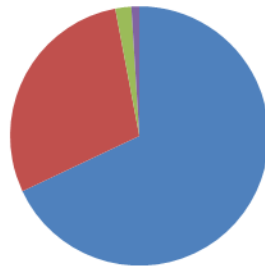
13.

Teachers are able to identify your weaknesses and help you to overcome them



14.

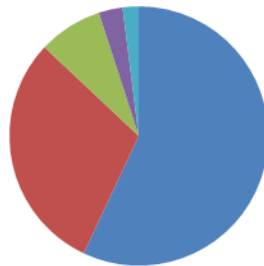
The institution makes effort to engage students in the monitoring, review and continuous quality improvement of the teaching...



■ Excellent
■ Very Good
■ Good
■ Fair
■ Poor

15.

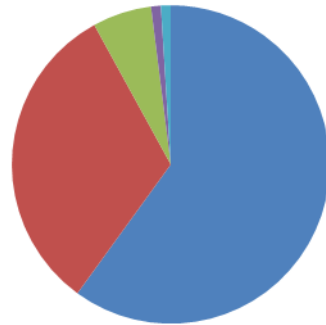
The institute/ teachers use student centric methods, such as experiential learning, participative learning and problem solving methodologies for...



■ Excellent
■ Very Good
■ Good
■ Fair
■ Poor

16.

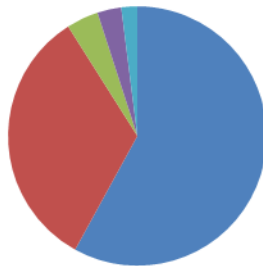
Teachers encourage you to participate in extracurricular activities



- Excellent
- Very Good
- Good
- Fair
- Poor

17.

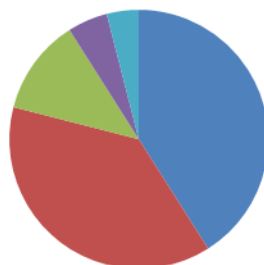
Efforts are made by the institute/ teachers to inculcate soft skills, life skills and employability skills to make you ready for the world of work



- Excellent
- Very Good
- Good
- Fair
- Poor

18.

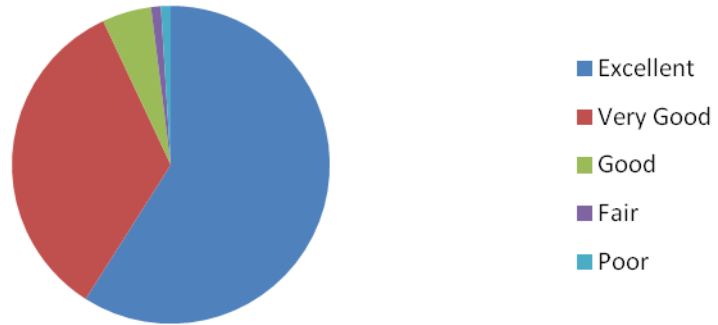
What percentage of teachers use ICT tools such as LCD projector, Multimedia, etc. while teaching



- Excellent
- Very Good
- Good
- Fair
- Poor

19.

The overall quality of teaching-learning process in your institute is very good



20.
